



Performance Report

01/02/2023 - 05/10/2023

Springer Nature

Springer Nature

Stock Code: Paper, Cans & Plastics

Stock Count
2184

Reorder Point
200

Bags Used
1301

Weight Collected
1553.3kg

Average Bag Weight
0.7kg

Bags Contaminated
54.96%
(715 of 1301 bags)

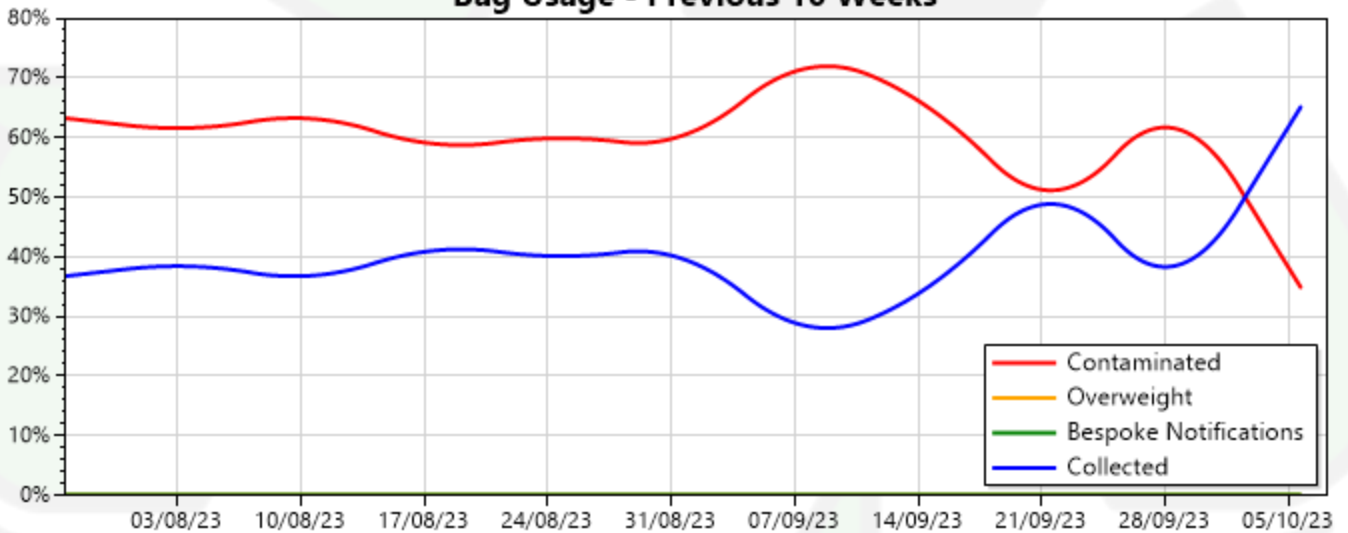
Bags Overweight
0%
(0 of 1301 bags)

Bespoke Notifications
0%
(0 of 1301 bags)

Top Contaminants
 Cardboard / Paper - 48.81%
 Food Waste - 0.23%
 Chemical Waste - 0.23%

Top Overweight Bags
TS RECORRA L1 - 0.06%

Bag Usage - Previous 10 Weeks



Springer Nature

Stock Code: WASTE

Stock Count
1941

Reorder Point
200

Bags Used
1727

Weight Collected
2403.41kg

Average Bag Weight
1.02kg

Bags Contaminated
0.58%
(10 of 1727 bags)

Bags Overweight
0.06%
(1 of 1727 bags)

Bespoke Notifications
0%
(0 of 1727 bags)

Top Contaminants
🍷 Glass - 0.06%
📦 Cardboard / Paper - 0.06%

Top Overweight Bags
TS RECORRA L1 - 0.06%

Bag Usage - Previous 10 Weeks



Springer Nature

Stock Code: **COFFEE GROUNDS**

Stock Count
200

Reorder Point
200

Bags Used
2

Weight Collected
652.72kg

Average Bag Weight
4.41kg

Bags Contaminated
50%
(1 of 2 bags)

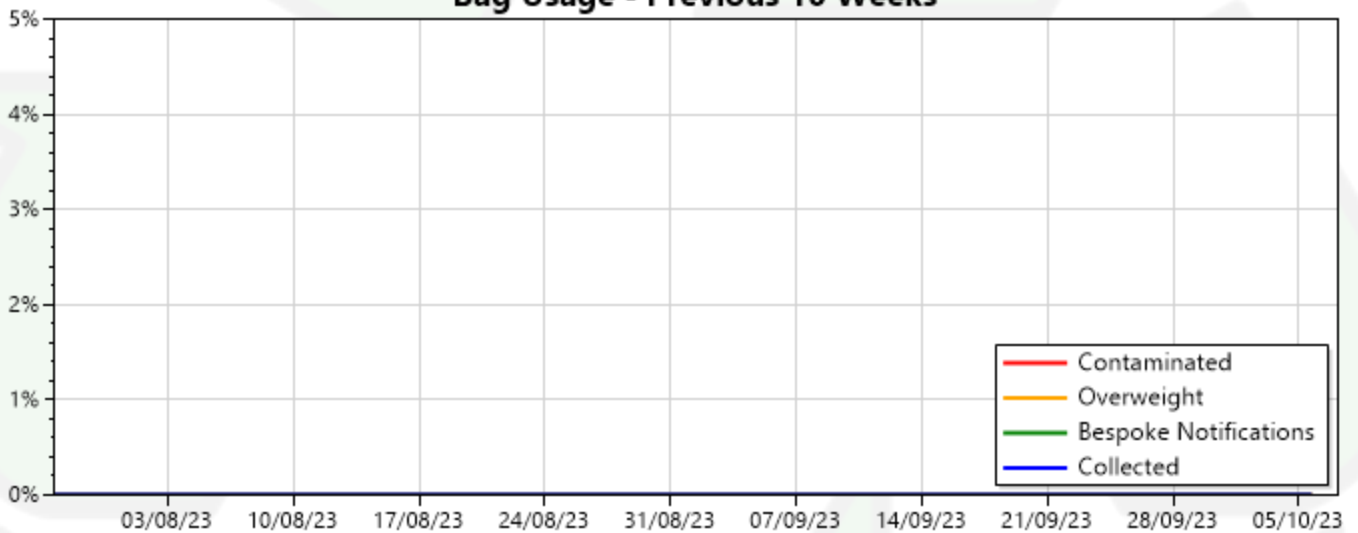
Bags Overweight
0%
(0 of 2 bags)

Bespoke Notifications
0%
(0 of 2 bags)

Top Contaminants
☞ Coffee Grinds - 50%

Top Overweight Bags
TS RECORRA L1 - 0.06%

Bag Usage - Previous 10 Weeks



Springer Nature

Stock Code: **FOOD**

Stock Count
400

Reorder Point
200

Bags Used
550



Weight Collected
981.39kg

Average Bag Weight
0.61kg

Bags Contaminated
5.45%
(30 of 550 bags)

Bags Overweight
0%
(0 of 550 bags)

Bespoke Notifications
0%
(0 of 550 bags)

Top Contaminants
 Cardboard / Paper - 4.36%
 Plastic - 0.18%

Top Overweight Bags
TS RECORRA L1 - 0.06%

Bag Usage - Previous 10 Weeks

